



How to apply the UFI code in labelling

Safer Chemicals Conference

2 June 2020

Kirsi Myöhänen

#SAFERCHEMICALS

Overview

How to add a UFI code on the label?

- Where and how
- Examples
 - Fold-out labels
 - Multi-language labels



UFI – where and how?




UFI in labelling

- UFI is **obligatory** supplemental information on the label (CLP Article 25(7))
 - Normally included in the label section for supplemental information
- Possibility to **deviate** (CLP Art. 29(4a) and Part A Section 5 of Annex VIII)
 - Can alternatively be placed outside the label by printing or affixing it directly onto the inner packaging
 - Must be located with (right next to) the obligatory CLP label elements, such as product identifiers or hazard information



UFI in labelling

- Must be
 - preceded by the acronym “UFI:”
 - clearly visible, legible and indelibly marked
 - firmly attached if e.g. a sticker is used (derogation to affix UFI in the inner packaging)
- Multi-component products have separate labels for each component – separate UFIs for each label/component



UFI in labelling – small packaging

- Section 1.5.1 of Annex I to CLP
- Inner packaging small – not possible to affix the UFI
- Label elements including the UFI should be placed in
 - fold-out labels
 - tie-on tags, or
 - outer packaging



Case examples




Fold-out labels and tie-on tags

- **Advised** to include the UFI code
 - on the back page (i.e. attached to the immediate container), or
 - affixed directly to the inner packaging right next to the other labelling elements
- Also **recommended** to include the UFI on the front page

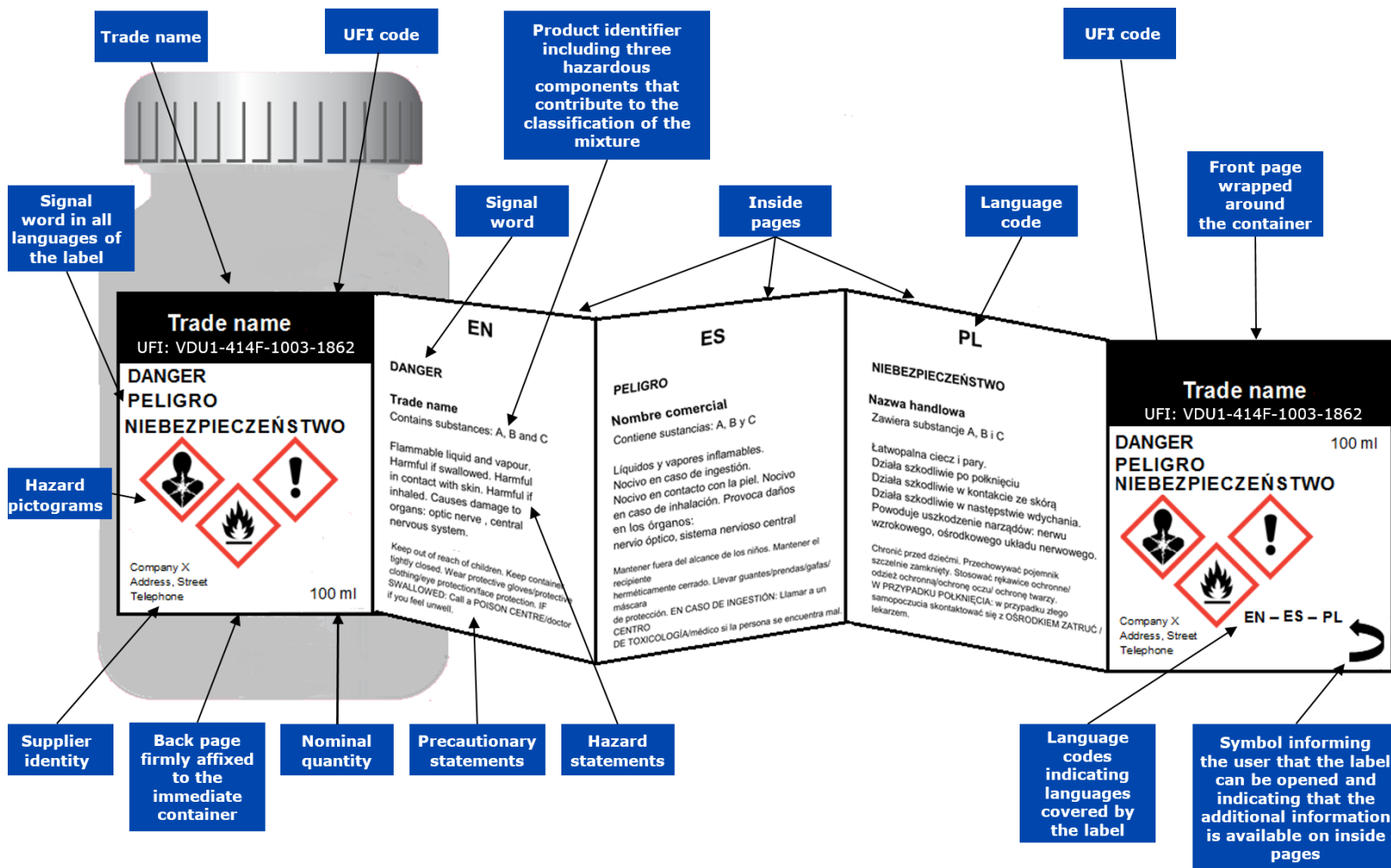


Multi-language labels

- Several UFI codes on the same label **not** recommended
- Single UFI (even if “old” or existing) can be notified in all EU Member States
- When the same label is exceptionally used in different countries where different UFIs are used, **country code** should be used in proximity of the corresponding UFI code



Multi-language fold-out label



Conclusions

- Several ways to include the UFI
- Should always be
 - Marked with “UFI:”
 - Visible, easy to find and read
 - Printed or firmly attached
 - With, or right next to, mandatory CLP labelling elements
- Notify the same UFI in all Member States
→ one UFI on the label
- More information in *Guidance on labelling and packaging*





Thank you!

Follow our news

Website: poisoncentres.echa.europa.eu

Newsletter: echa.europa.eu/subscribe

LinkedIn: ECHA's poison centre notification group

Facebook: EUECHA

Twitter: EU_ECHA

YouTube: [playlist](#)

© European Chemicals Agency

#SAFERCHEMICALS