

# Exposure Scenario processing for Mixtures

## Critical Component Approach (CCA)

Pre-read information

Brussels, ENES5 meeting 21 November 2013: Breakout session G

*Jongerius consult BV*



Onno Jongerius

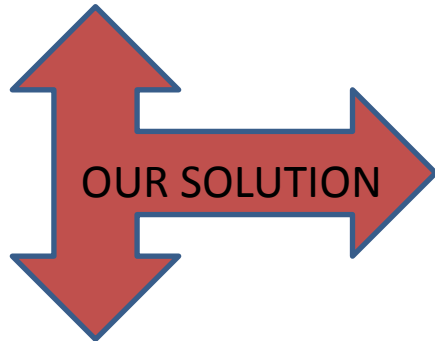
*Caesar Consult*



Joost van Rooij

# 1. Introduction

## *Exposure Scenario processing for mixtures*

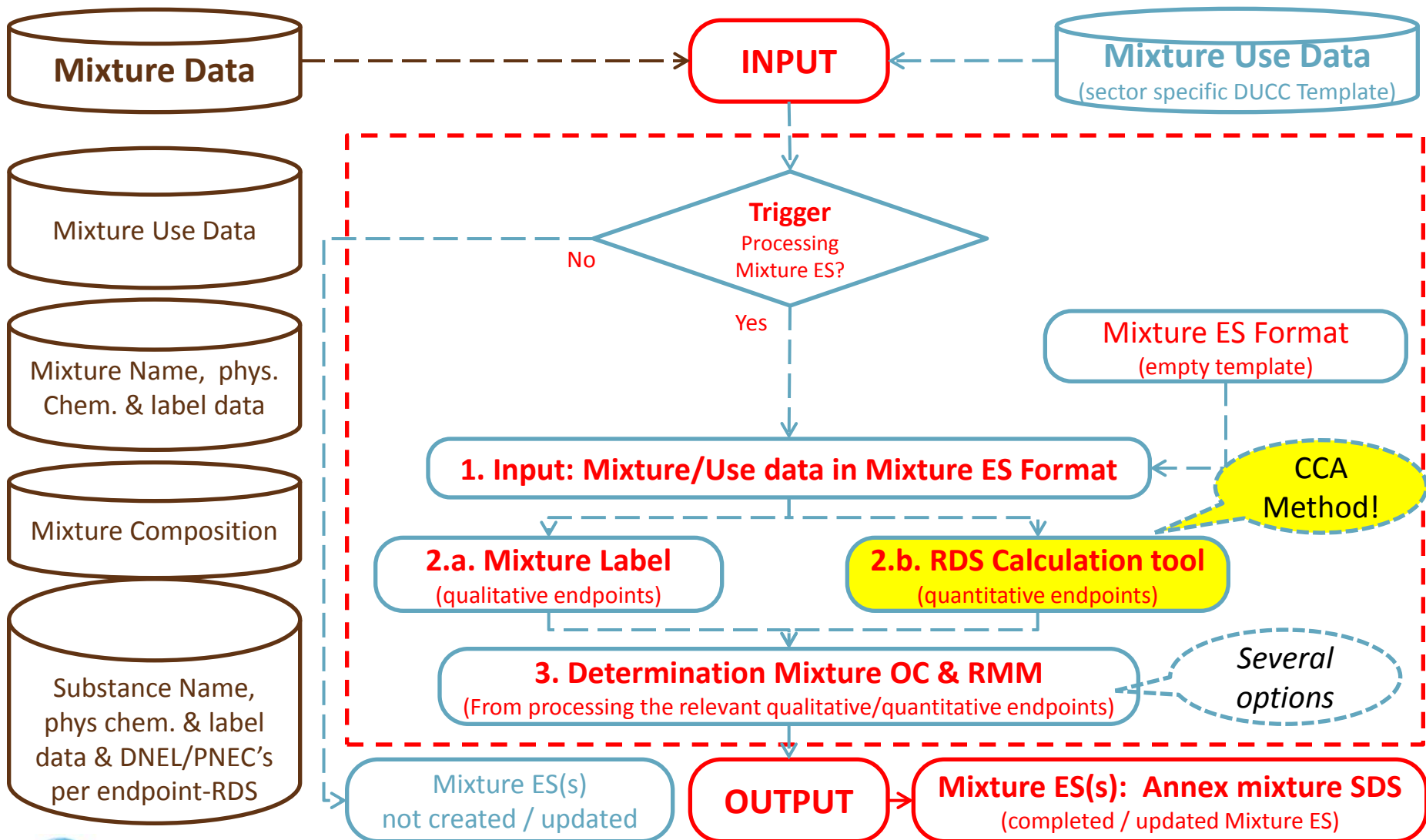


### ***Generic Mixture Exposure Scenario (GMES) approach***

- 1. Ready to use, standardized “Mixture ES format” as base**
  - *Aligned to the sector specific use Information (DUCC Templates)*
- 2. Stepwise process to complete the Mixture ES(s) for a specific mixture**
  - *Reliable determination of the mixture OC & RMM for the product uses, taking into consideration the Mixture Label & relevant Risk Determining Substances in the Mixture identified via the **Critical Component Approach (CCA)***
  - *Can be organized “top-down” or “bottom-up” (sector specific GMES)*

## 2. Outline exposure scenario processing for mixtures

### Generic Mixture Exposure Scenario (GMES) Approach "top-down"



### 3. Critical Component Approach (CCA) method

#### *Purpose and other methods*

Determination of Risk Determining Substances (RDS) per quantitative endpoint is crucial to make the processing of ES for Mixtures practical

#### 1. DPD+ method (Cefic)

*Identification of **Lead substance** based on R-phrases*

#### 2. CCA method (ECHA)

*Assessment of **Critical Components** based on DNELs or PNECs*

#### 3. Hybrid methods (Sectors & Companies)

Note:

- DPD - Dangerous Preparations Directive (1999/45/EC)
- CCA – Critical Component Approach (ECHA Guidance Part G & for downstream users)

### 3. Critical Component Approach (CCA) method

#### *The main principles of the DPD+ method*

- The **DPD+ method** determines the so-called **lead substances**.
- Possible **Lead substances** are identified based on R-phrases for the following pathways:
  - Inhalation
  - Dermal
  - Oral
  - Eyes
  - Aquatic environment
- For each pathway a **Lead Substance Indicator (LSI)** is calculated. The highest LSI value determines the Lead substance per pathway.

$$LSI_{inhalation} = Vp * C_i / C_L$$

$$LSI_{dermal, oral, eyes, or aquat.} = C_i / C_L$$

**Vp** = Vapour Pressure (hPa, at 25°C)

**C<sub>i</sub>** = Concentration of substance (i) in mixture (%)

**C<sub>L</sub>** = Concentration Limit for R-Phrase (%)

- Cefic Guidance (2009) & Cefic calculation tool available.

### 3. Critical Component Approach (CCA) method

#### *The main principles of the CCA method*

- The **CCA method**, as proposed by Jongerius Consult & Caesar Consult, determines the so-called **critical components**
- Possible **critical components** are identified based on DNEL-/PNEC-values for the following endpoints:
  - Inhalation: short / long term & local / systemic
  - Dermal: short / long term & local / systemic
  - Oral: short / long term - systemic
  - Aquatic environment
- For each endpoint a **Risk Determining Substance (RDS) score** is calculated. The highest RDS score determines the critical component per endpoint.

$$\text{RDS-score}_{\text{inhalation endpoints}} = V_p * C_i / \text{DNEL}_i$$

$$\text{RDS-score}_{\text{other health endpoints}} = C_i / \text{DNEL}_i$$

$$\text{RDS-score}_{\text{environmental endpoints}} = C_i / \text{PNEC}_i$$

$V_p$  = Vapour Pressure (hPa, at 20/25°C)

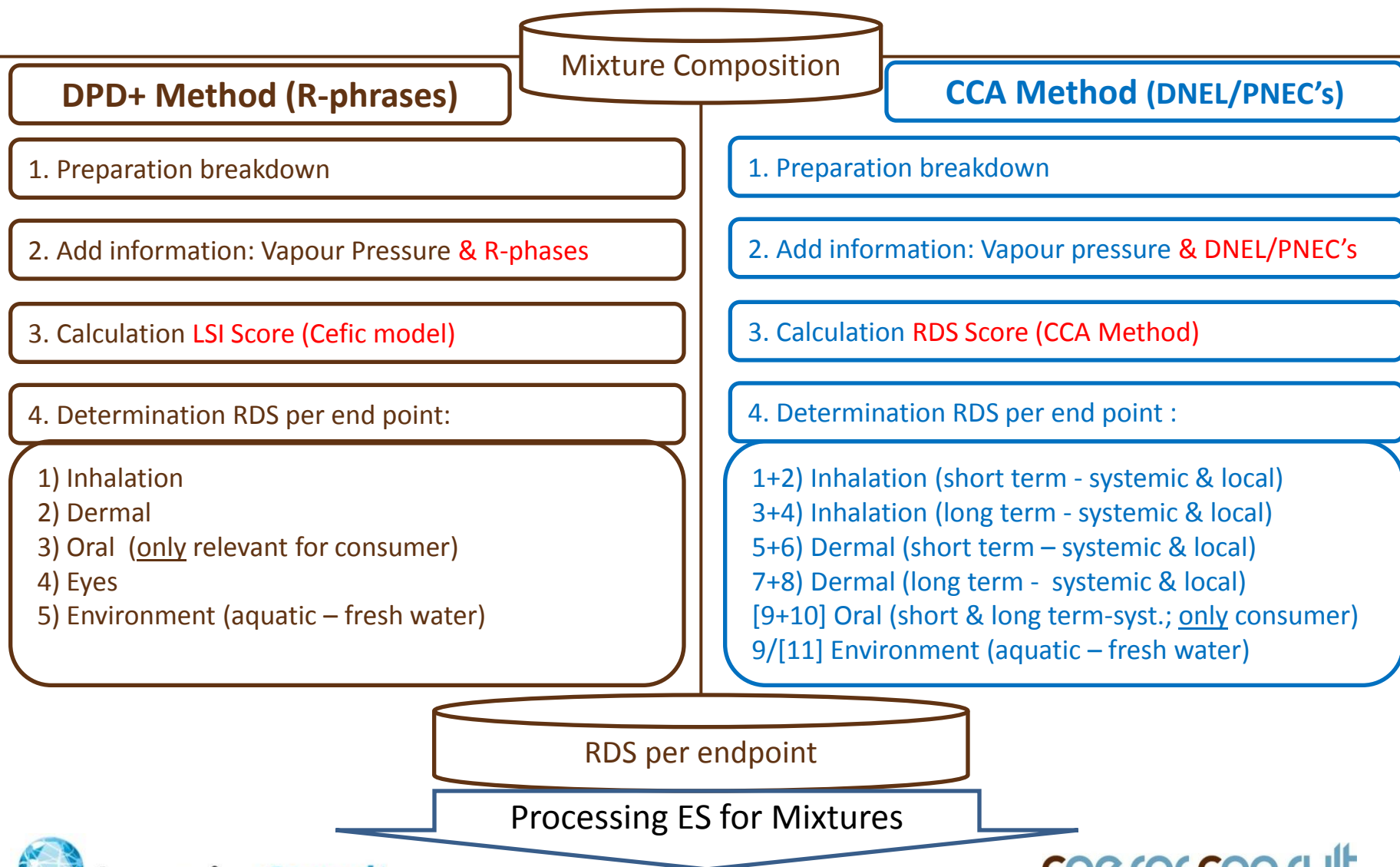
$C_i$  = Concentration of substance (i) in mixture (%)

$\text{DNEL or PNEC}_i$  = relevant DNEL or PNEC of substance (i)

**CCA Calculation tool**  
(draft beta version;  
see last slide for details)

### 3. Critical Component Approach (CCA) method

*The practical steps of the CCA method (very similar as DPD+)*



## Identification of the Risk Determining Substances (RDS) in Mixtures: "CCA METHOD"

**DISCLAIMER:** The CCA method is developed by Caesar Consult & Jongerius Consult to the best of our current knowledge and expertise. It is provided in good faith. No representations or warranties are made with regards to the accuracy or completeness of this excel sheet. No liability will be accepted for damages of any nature whatsoever resulting from the use of this excel sheet.

### Background

This Critical Component Approach (CCA-method) enables the selection of the Risk Determining Substances (RDS) in mixtures.

This method follows the same steps as the DPD+ approach but the selection of risk determining substances is based on DNEL/PNEC instead of R or H-phrases of the components. In addition the CCA method is taking into consideration the cut-off limit values from DPD / CLP.

The RDS(s) of a mixture as determined by the CCA Method (like any other RDS determination approach) are the input for the selection of the appropriate OC & RMM for the mixture. As such, the CCA method is an essential part of the Generic Mixture Exposure Scenario (GMES) approach developed by Jongerius Consult & Caesar Consult. The approach is based on a ready to use "Mixture ES Format" and stepwise processing of the qualitative endpoints of the mixture and quantitative endpoints of the Risk determining substances (RDS) determined by the critical component approach (CCA). The Mixture ES can be completed in a "top down process" or "bottom up process" aligned to the sector specific standardized uses. The completed Mixture ES can be attached to the mixture SDS.

Steps	Details
1. Mixture breakdown	see worksheet: "CCA Calculation RDS-scores ": complete the columns A - F
2. Add for each substance: Vapour pressure (at 25°C), the DNELs and PNECs	see worksheet: "CCA Calculation RDS-scores ": complete the relevant substance details (marked yellow)
3. Calculation of Risk Determining Substance-scores = RDS-score for each end-point	see worksheet: "CCA Calculation RDS-scores ": the steps 3.1 and 3.2 are calculated automatically. The RDS column per end-point can result in: 1) non hazardous: if there are no H-statements filled in for the substance 2) no-DNEL / PNEC: if there is no DNEL/PNEC value for that end-point filled in for the substance 3) below cut-off: if the concentration of the substance in the mixture is below the relevant cut-off value 4) Value will represent calculated RDS-scores. The substance with the highest RDS-score will be the RDS for the specific end-point and will be marked yellow automatically
3.1 Identify the relevant substances per end-point, taking into account the cut-off values from the classification & labelling process detailed in the CLP Regulation 1272/2008/EC (Annex 1)	
3.2 Calculate the RDS-score per end-point for the substances with an DNEL/PNEC value for that end-point, but only if the substance is present in the mixture in a concentration above the cut-off value and it is hazardous (containing a H-phrase of R-phrase).	
<p><b>Quantitative end-points Worker</b></p> <ol style="list-style-type: none"> <li>1. INHALATION- Short term - Local effects</li> <li>2. INHALATION - Short term - Systemic effects</li> <li>3. INHALATION - Long term - Local effects</li> <li>4. INHALATION - Long term - Systemic</li> <li>5. DERMAL - Short term - Local effects</li> <li>6. DERMAL - Short term - Systemic effects</li> <li>7. DERMAL long term - Local effects</li> <li>8. DERMAL- long term - Systemic</li> </ol> <p><b>Quantitative end-points Consumer (general population)</b></p> <ol style="list-style-type: none"> <li>a. INHALATION- Short term - Local effects</li> <li>b. INHALATION - Short term - Systemic effects</li> <li>c. INHALATION - Long term - Local effects</li> <li>d. INHALATION - Long term - Systemic</li> <li>e. DERMAL - Short term - Local effects</li> <li>f. DERMAL - Short term - Systemic effects</li> <li>g. DERMAL long term - Local effects</li> <li>h. DERMAL- long term - Systemic</li> <li>i. ORAL Short term - Systemic effects</li> <li>j. ORAL Long term - Systemic effects</li> </ol> <p><b>Quantitative end-points Environment</b></p> <ol style="list-style-type: none"> <li>l. ENVIRONMENT - Aquatic - Fresh water</li> </ol>	<p><b>formula for calculation of RDS-score</b></p> <p>RDS = Percentage (%) * Vapour pressure (hPa; 20°C) / DNEL worker - inhalation short term-local  RDS = Percentage (%) * Vapour pressure (hPa; 20°C) / DNEL worker - inhalation short term -systemic  RDS = Percentage (%) * Vapour pressure (hPa; 20°C) / DNEL worker - inhalation long term-local  RDS = Percentage (%) * Vapour pressure (hPa; 20°C) / DNEL worker - inhalation long term -systemic  RDS = Percentage (%) / DNEL worker- dermal short term-local  RDS = Percentage (%) / DNEL worker - dermal short term-systemic  RDS = Percentage (%) / DNEL worker- dermal long term-local  RDS = Percentage (%) / DNEL worker - dermal long term-systemic</p> <p><b>formula for calculation of RDS-score</b></p> <p>RDS = Percentage (%) * Vapour pressure (hPa; 20°C) / DNEL consumer - inhalation short term-local  RDS = Percentage (%) * Vapour pressure (hPa; 20°C) / DNEL consumer- inhalation short term -systemic  RDS = Percentage (%) * Vapour pressure (hPa; 20°C) / DNEL consumer- inhalation long term-local  RDS = Percentage (%) * Vapour pressure (hPa; 20°C) / DNEL consumer - inhalation long term -systemic  RDS = Percentage (%) / DNEL consumer- dermal short term-local  RDS = Percentage (%) / DNEL consumer- dermal short term-systemic  RDS = Percentage (%) / DNEL consumer- dermal long term-local  RDS = Percentage (%) / DNEL consumer - dermal long term-systemic  RDS = Percentage (%) / DNEL consumer - oral short term-systemic  RDS = Percentage (%) / DNEL consumer - oral long term-systemic</p> <p><b>formula for calculation of RDS-score</b></p> <p>RDS = Percentage (%) / PNEC aquatic fresh</p>
4. Identify for each end-point the substance with highest RDS-score: input for Mixture ES Template	see worksheet: "CCA Result - Mixture ES format"

Remarks	Solution of issue
For similar reasons as in the classification & labelling of Mixtures, the same cut-off limit value are introduced in the CCA method indicating when the presence of a substance needs to be taken into account (CLP Annex 1; 1.1.2.2.).	see worksheet: "Cut-off Limit values".
The oral end-point: only relevant for consumer exposure (oral exposure among workers is considered negligible)	n.r.
Not all quantitative end-points for the ENVIRONMENT are included (yet).	The other quantitative end-points for the ENVIRONMENT can be included in a similar approach (if needed).
CCA-method requires information on substance content in product (%), Vapour pressure of substance (at 25°C), cut-off values (based on substance H-phrases), DNELs-worker, DNELs-consumer (if applicable) and PNEC aquatic	n.r.
The identified RDS(s) in a mixture may differ between workers and consumers	n.r.
Substances in mixture with highest RDS-scores may differ between workers and consumers	n.r.
What if 2 substances have equal highest RDS-score for one end-point. Which substance to choose for the follow-up process?	proposal: Choose substance with highest DNEL for that end-point. If DNELs are equal, choose substance with highest %. If also % are equal choose substance with highest Vapour pressure.
Not always Vapour Pressure (Vp) at 25 °C	Calculate Vp (25°C) by using Clausius-Clapeyron relation (see worksheet: "Clausius Clapeyron"). Vapour pressure correction is not needed in the CCA calculation if the temperature of Vp determination is the same for all relevant substances in the Mixture